

Leopold Bench Kit



Adult Version Material & Cut List

Version 20140710






Austin Kontore LLC
Austin, TX

AustinUrbanCoops.com
support@kontore.net
512-693-9890





Shopping List

Quantity	Material	Notes
1	2x10 Pine - 8' Long	For the Seats.
1	2x8 Pine - 8' Long	For the Backs.
2	2x8 Pine – 10' Long	For the Legs.
36	2 ½" Exterior Grade Screws	Purchase a 1 pound box. This is enough for 2+ benches.
1	Exterior grade wood glue, such as TiteBond II.	Only a small container is required. Construction Adhesive (PowerGrab, Liquid Nails) can also be used, but apply sparingly.
1	A quart of exterior "deck" sealant or exterior grade paint.	For our assembled version we use "Olympic Maximum Waterproofing Sealant", which is available in quart or 1 gallon sizes. The "Penetrating Oil Toner" product provides color (the grain still shows) and excellent water protection (3 years).

Required Tools

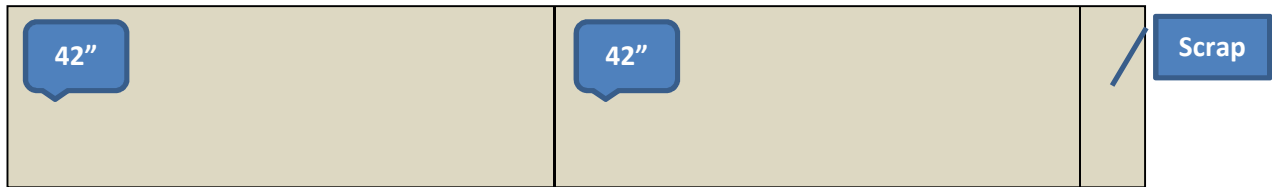
<input type="checkbox"/>		Miter Saw or hand-held Circular Saw (requires a carpenter triangle for the angle cuts). If using a Miter Saw (preferred), it needs to have a large cut capacity. It must be able to cut 2x8s on a 22.5 angle and 2x10s at a 90 angle. We use a big Makita 12" saw in our shop.
<input type="checkbox"/>		Electric or hand drill. A cordless power drill is preferred, but any kind will work.
<input type="checkbox"/>		1/8" drill bit, for wood.
<input type="checkbox"/>		Power screw driver with Phillips bit or Phillips screw driver. A power driver will make assembly much easier.
<input type="checkbox"/>		Painting equipment (paintbrush, tray, rags, et cetera)

Cut List – Makes Two Benches

	Description	Quantity	Photo
☐	45" 2x8 Pine. Straight 90° cuts. Backrest.	2	
☐	42" 2x10 Pine. Straight 90° cuts. Seat.	2	
☐	36" 2x8 Pine. Angled 22.5° cut. Front Legs.	4	
☐	17 1/4" 2x8 Pine. Angled 22.5° cuts. Rear Legs.	4	

Drawings are not to scale. They are used for illustrative purposes only.

2x10 – 8 feet long: Cut into two 42" pieces (seats), leaving one 12" piece as scrap.



2x8 – 8 feet long: Cut into two 45" pieces (backs), leaving one 6" piece as scrap.



2x8 – 10 feet long:

- Cut 22.5 degree angle at one end (scrap).
- Cut two 36" angled pieces (front legs).
- Cut two 17.25" angled pieces (rear legs).



One 10' board will yield the legs for a single bench.

Repeat with second 2x8 – 10 foot board for the second bench's legs.

